

Make the word using playdough to fill the letter shapes:

the

Make the word using letters:

Trace the word:


the the the



Underline the word:

**My cat is eating dinner
in the kitchen.**

Write the word:



Make the word using playdough to fill the letter shapes:

a

Make the word using letters:

Trace the word:

a a a a a a



Underline the word:

Write the word:



**I am
reading a
good book.**

Make the word using playdough to fill the letter shapes:

do

Make the word using letters:

Trace the word:

do do do do



Underline the word:

**I must do my
homework before
I watch TV.**

Write the word:

Handwriting practice lines consisting of two solid green top lines, a dashed middle line, and a solid green bottom line. A yellow pencil is positioned to the right of the lines.



Make the word using playdough to fill the letter shapes:

said

Trace the word:

said said



Write the word:

Two sets of handwriting lines, each consisting of a solid top line, a dashed middle line, and a solid bottom line.



Make the word using letters:

Underline the word:

Dad said that my football match was the best he had ever seen.



Make the word using playdough to fill the letter shapes:

to

Make the word using letters:

Trace the word:

to to to




Write the word:

Handwriting practice lines consisting of a solid green top line, a dashed middle line, and a solid green bottom line.



Underline the word:

I am going to the zoo.



Make the word using playdough to fill the letter shapes:

today

Trace the word:

today today

Write the word:

Make the word using letters:

Underline the word:

Today it is the 22nd of May.



Make the word using playdough to fill the letter shapes:

of

Make the word using letters:

Trace the word:

of of of of



Underline the word:

**Can I have a piece of
pie, please?**

Write the word:



Make the word using playdough to fill the letter shapes:

says

Trace the word:

says says



Write the word:

Handwriting practice lines consisting of a solid green top line, a dashed green middle line, and a solid green bottom line.



Make the word using letters:

Underline the word:

The news says there will be a big storm tonight.



Make the word using playdough to fill the letter shapes:

are

Make the word using letters:

Trace the word:

are are are



Underline the word:

When are we going to the park?

Write the word:

Handwriting practice lines consisting of two solid green top lines, a dashed green middle line, and a solid green bottom line. A yellow pencil is positioned to the right of the lines.



Make the word using playdough to fill the letter shapes:

were

Trace the word:

were were

Write the word:

Handwriting practice lines consisting of a solid top line, a dashed middle line, and a solid bottom line.

Make the word using letters:

Underline the word:

My socks were hanging on the washing line.



Make the word using playdough to fill the letter shapes:

was

Make the word using letters:

Trace the word:

was was




Underline the word:

**My birthday
cake was a
good treat.**

Write the word:

Handwriting practice lines consisting of two solid green top lines, a dashed green middle line, and a solid green bottom line. A yellow pencil is positioned to the right of the lines.



Make the word using playdough to fill the letter shapes:

is

Make the word using letters:

Trace the word:

is is is is is




Underline the word:

What is the biggest seal?

Write the word:

Handwriting practice lines consisting of two solid green lines and a dashed green line in the middle.



Make the word using playdough to fill the letter shapes:

his

Trace the word:

his his his

Write the word:

Make the word using letters:

Underline the word:

Tom is enjoying his jelly.



Make the word using playdough to fill the letter shapes:

has

Make the word using letters:

Trace the word:

has has has


Underline the word:

Ethan has
been ill.

Write the word:

Handwriting practice lines consisting of two solid green lines and a dashed green line in the middle.

Make the word using playdough to fill the letter shapes:



Make the word using letters:

Trace the word:



Underline the word:

**I am going
swimming tonight.**

Write the word:

Handwriting practice lines consisting of two solid green lines and a dashed line in between.



Make the word using playdough to fill the letter shapes:

you

Make the word using letters:

Trace the word:



you you you

Underline the word:

Do you like fish and chips?

Write the word:



Make the word using playdough to fill the letter shapes:

your

Trace the word:

your your

Write the word:

Handwriting practice lines consisting of a solid top line, a dashed middle line, and a solid bottom line.

Make the word using letters:

Underline the word:

I like your trainers.



Make the word using playdough to fill the letter shapes:

they

Make the word using letters:

Trace the word:

they they



Underline the word:

They are working hard.

Write the word:

Handwriting practice lines consisting of two sets of three horizontal lines: a solid green top line, a dashed grey middle line, and a solid green bottom line.



Make the word using playdough to fill the letter shapes:

be

Make the word using letters:

Trace the word:

be be be be



Underline the word:

Dad told me
to be careful
on the slide.

Write the word:

Handwriting practice lines consisting of two solid green lines and a dashed green line in the middle.



Make the word using playdough to fill the letter shapes:

he

Make the word using letters:

Trace the word:

he he he he



Underline the word:

He is a fast runner.

Write the word:

Handwriting practice lines consisting of two solid green lines and a dashed line in the middle.



Make the word using playdough to fill the letter shapes:

me

Trace the word:



me me me


Write the word:

Handwriting practice lines consisting of a solid green top line, a dashed middle line, and a solid green bottom line. A yellow pencil is positioned at the end of the bottom line on the right side.

Make the word using letters:

Underline the word:

**Pass me the
tomato ketchup
please.**



Make the word using playdough to fill the letter shapes:

she

Make the word using letters:

Trace the word:

she she she




Underline the word:

**She is great
at pencil
rolls.**

Write the word:

Handwriting practice lines consisting of two solid green lines, a dashed green line in the middle, and another solid green line at the bottom.



Make the word using playdough to fill the letter shapes:

we

Make the word using letters:

Trace the word:



we we we

Underline the word:

**We are
camping
tonight.**

Write the word:

Handwriting practice lines consisting of two solid green top lines, a dashed green middle line, and a solid green bottom line.



Make the word using playdough to fill the letter shapes:

no

Make the word using letters:

Trace the word:




no no no no

Underline the word:

There are no spiders in here!

Write the word:

Handwriting practice lines consisting of two solid green lines and a dashed green line in the middle, repeated twice.



Make the word using playdough to fill the letter shapes:

go

Trace the word:


go go go go

Write the word:

Make the word using letters:

Underline the word:

I need to go to the shops.



Make the word using playdough to fill the letter shapes:

SO

Trace the word:

SO SO SO SO

Write the word:

Handwriting practice lines consisting of a solid top line, a dashed middle line, and a solid bottom line.

Make the word using letters:

Underline the word:

The elephant is so big.



Make the word using playdough to fill the letter shapes:

by

Make the word using letters:

Trace the word:

by by by by




Underline the word:

**The lamb
is by the
stream.**

Write the word:

Handwriting practice lines consisting of two solid green lines and a dashed green line in the middle, repeated twice.



Make the word using playdough to fill the letter shapes:

my

Make the word using letters:

Trace the word:




my my my

Underline the word:

**Look at
my new
skateboard.**

Write the word:



Make the word using playdough to fill the letter shapes:

here

Make the word using letters:

Trace the word:

here here




Underline the word:

Come here!

Write the word:

Handwriting practice lines consisting of two solid green lines, a dashed green line, and another solid green line.



Make the word using playdough to fill the letter shapes:

there

Make the word using letters:

Trace the word:

there there



Underline the word:

I can see a seagull over there.

Write the word:

Handwriting practice lines consisting of two solid green lines, a dashed green line in the middle, and another solid green line at the bottom.



Make the word using playdough to fill the letter shapes:

where

Make the word using letters:

Trace the word:

where where

Underline the word:

Where do you live?

Write the word:

Handwriting practice lines consisting of a solid top line, a dashed middle line, and a solid bottom line.



Make the word using playdough to fill the letter shapes:

Love

Make the word using letters:

Trace the word:




love love

Underline the word:

I love you.

Write the word:

Handwriting practice lines consisting of two solid green lines at the top and bottom, and a dashed green line in the middle, providing a guide for letter height and placement.



Make the word using playdough to fill the letter shapes:

come

Trace the word:

come come

Write the word:

Handwriting practice lines consisting of a solid top line, a dashed middle line, and a solid bottom line.

Make the word using letters:

Underline the word:

Come out of that puddle!



Make the word using playdough to fill the letter shapes:

some

Trace the word:



some some

Write the word:





Handwriting practice lines consisting of a solid green top line, a dashed green middle line, and a solid green bottom line.



Make the word using letters:

Underline the word:

There are some ducks.



Make the word using playdough to fill the letter shapes:

one

Make the word using letters:

Trace the word:

one one one



Underline the word:

There is one cake left.

Write the word:

Handwriting practice lines consisting of a solid green top line, a dashed green middle line, and a solid green bottom line. A yellow pencil is positioned at the end of the lines.



Make the word using playdough to fill the letter shapes:

once

Trace the word:

once once



Write the word:

Two sets of handwriting lines, each consisting of a solid top line, a dashed middle line, and a solid bottom line.



Make the word using letters:

Underline the word:

Once upon a time, there lived a girl called Cinderella.



Make the word using playdough to fill the letter shapes:

ask

Make the word using letters:

Trace the word:


ask ask ask 

Underline the word:

We must ask to go to the toilet at school.

Write the word:



Make the word using playdough to fill the letter shapes:

friend

Make the word using letters:

Trace the word:

friend friend



Underline the word:

I hug my friend.

Write the word:

Handwriting practice lines consisting of two solid green top lines, a dashed green middle line, and a solid green bottom line.



Make the word using playdough to fill the letter shapes:

school

Make the word using letters:

Trace the word:

school school



Underline the word:

**My school is
the best.**

Write the word:

Handwriting practice lines consisting of two solid green top and bottom lines and a dashed green middle line.



Make the word using playdough to fill the letter shapes:

put

Make the word using letters:

Trace the word:

put put put

Underline the word:

Put your rubbish in the bin.

Write the word:

Make the word using playdough to fill the letter shapes:

push

Make the word using letters:

Trace the word:

push push



Underline the word:

I can push my brother on the swing

Write the word:

Handwriting practice lines consisting of a solid top line, a dashed middle line, and a solid bottom line.



Make the word using playdough to fill the letter shapes:

pull

Make the word using letters:

Trace the word:

pull pull pull

Underline the word:

Write the word:




We pull the rope.

Make the word using playdough to fill the letter shapes:

full

Make the word using letters:


Trace the word:

full full full 

Underline the word:

Write the word:



**The bottle
is full.**

Make the word using playdough to fill the letter shapes:

house

Make the word using letters:

Trace the word:

house house



Underline the word:

Look at that spooky house.

Write the word:

Handwriting practice lines consisting of a solid green top line, a dashed green middle line, and a solid green bottom line.



Make the word using playdough to fill the letter shapes:

our

Make the word using letters:

Trace the word:

our our our

Underline the word:



Write the word:

Handwriting practice lines consisting of two solid green lines, a dashed green line in the middle, and another solid green line at the bottom.



**There are
four people in
our family.**

